

School Bus Tips for Parents

To ensure a safe and secure ride to school:

- Students are to be at their bus stop five minutes prior to departure.
- On the first day a student rides a new bus it is a good idea to send a note to the bus driver(s) sharing important information such as the students name, which school they go to and which stop they get on/off at, as well as a contact number.
- Kindergarten students **MUST** be met by either an adult or an older child to walk them home and **MUST** have their bussing bag tags on their bags.
- Discuss bus safety and riding rules with your child. Student expectations can be found on the School District website.
- Be sure to dress students appropriately for weather conditions. On bad road days buses may be delayed getting to a stop.
- **Students must be registered to ride a school bus. Registration forms can be found at your school office, or at www.sd22.bc.ca. A new Registration form must be sent in if bussing needs change.**
- Parents are responsible to get their students to and from the school bus stop safely.
- Students should know their **route #** which identifies which bus they take. The route numbers are located above the bus entrance door.

Notes from the Transportation Department

-The Transportation System is designed to provide bussing for students outside the 2.4 km walk limit to their catchment school. Out of catchment and courtesy rides may be accommodated when possible.

-School Bus route information is available on the School District website @ www.sd22.bc.ca

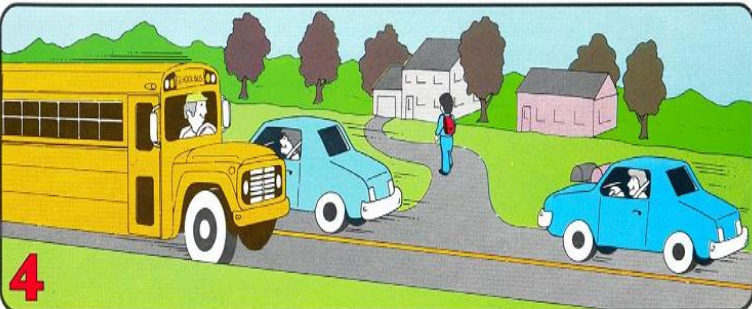
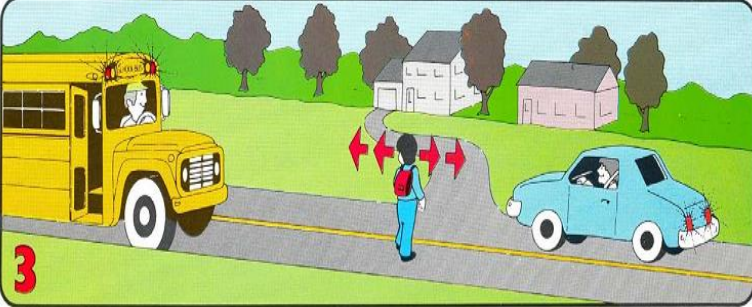
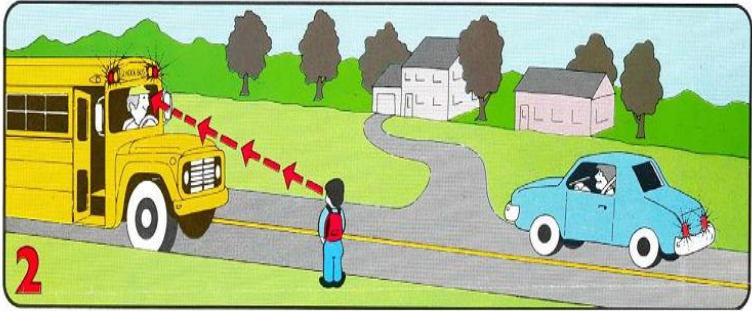
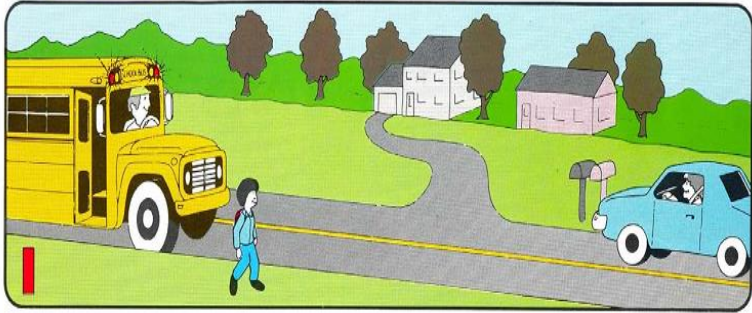
-Students will be provided with School Bus orientation in each year.

-We look forward to providing the students of School District No. 22 with a safe and secure ride to and from school.

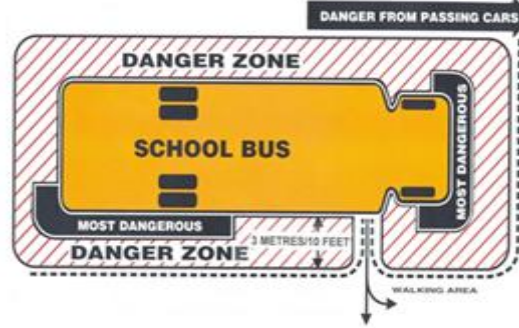
-School Buses are equipped with video surveillance cameras.



HOW TO CROSS SAFELY



LEARN THE DANGER ZONES!



1 Two-lane roadway:
When school bus stops for passengers, all traffic from both directions must stop!

2 Two-lane roadway with a center turning lane:
When school bus stops for passengers, all traffic from both directions must stop!

3 Four-lane roadway without a median separation:
When school bus stops for passengers, all traffic from both directions must stop!

4 Divided highway of four lanes or more with a median separation:
When school bus stops for passengers, only traffic following the bus must stop.

School Buses Are Like Traffic Signals

When overhead lights are flashing yellow:



Prepare to Stop

When overhead lights are flashing red:



Stop!

When hazard warning lights are flashing:



Proceed with Caution